




brands you trust.

Technical Data Sheet
Forged Steel
Gate, Globe, and Check Valves



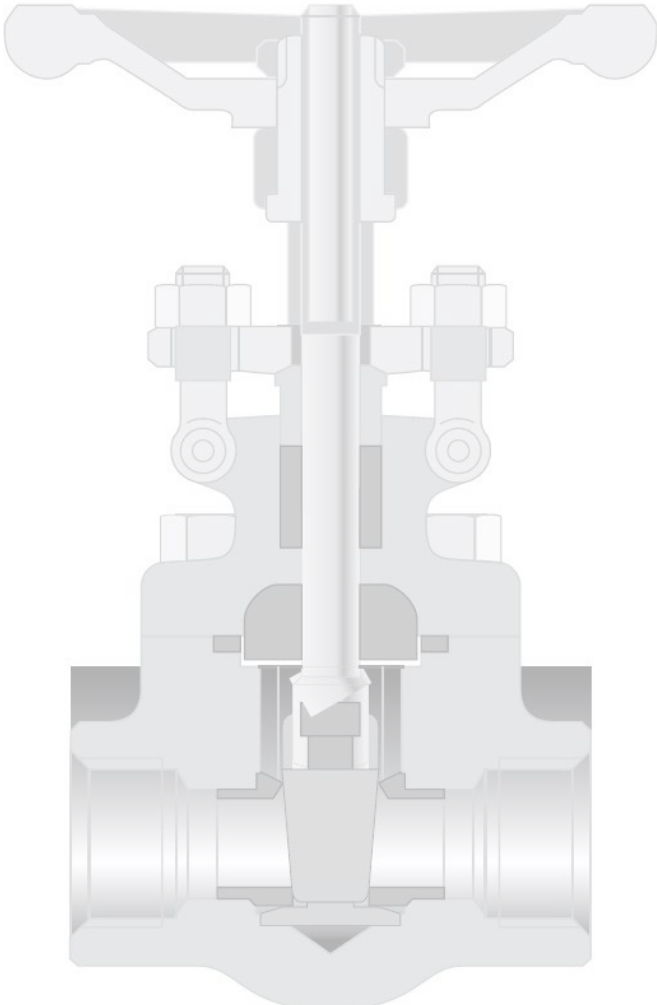
Index

- Gate Valves..... 3-7
 - BOMs..... 3
 - Class 8004-5
 - Class 1500.....6-7

- Globe Valves.....8-14
 - BOMs..... 8
 - Class 8009-10
 - Class 1500..... 11-12
 - Y-Globe Valves..... 13-14

- Check Valves..... 15-20
 - BOMs..... 15
 - Piston Check 16-18
 - Swing Check..... 19-20

- Pressure Temperature21
- How to Order..... 22
- Notes 23



Forged Steel Gate Valves **BOMs**

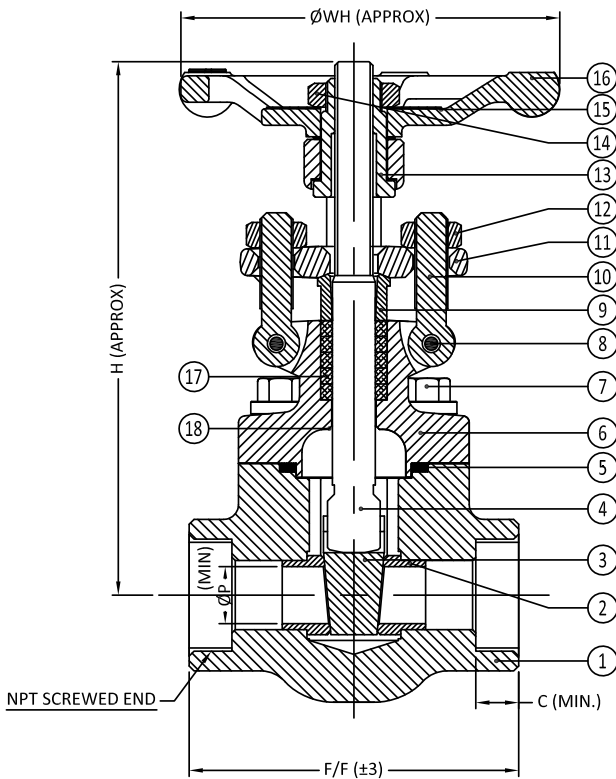
Gate Valves

ITEM	PART NAME	A105N/Trim 8	A105N/Trim 5	F11/Trim 5	F22/Trim 5	F91/Trim 8	F304/304	F316/Trim 12	F316L/Trim 12
1	BODY	ASTM A105N	ASTM A105N	ASTM A 182 F11	ASTM A 182 F22	ASTM A 182 F91	ASTM A 182 F-304	ASTM A 182 F-316	ASTM A 182 F-316L
2	SEAT RING	ASTM A 276 TYPE SS-410 + ST.6	ASTM A 276 TYPE SS-410 + ST.6	ASTM A 276 TYPE SS-410 + ST.6	ASTM A 276 TYPE SS-410 + ST.6	ASTM A 276 TYPE SS-410 + ST.6	ASTM A 276 TYPE SS-304	ASTM A 276 TYPE SS-316 + ST.6	ASTM A 276 TYPE SS-316 + ST.6
3	WEDGE	ASTM A 217 GR. CA-15	ASTM A 217 GR. CA-15 + ST.6	ASTM A 217 GR. CA-15 + ST.6	ASTM A 217 GR. CA-15 + ST.6	ASTM A 217 GR. CA-15	ASTM A 351 GR. CF8	ASTM A 351 GR. CF8M	ASTM A 351 GR. CF8M
4	STEM	ASTM A 182 GR. F6a	ASTM A 182 GR. F6a	ASTM A 182 GR. F6a	ASTM A 182 GR. F6a	ASTM A 182 GR. F6a	ASTM A 182 F-304	ASTM A 182 F-316	ASTM A 182 F-316
5	GASKET	SS-316 SPIRAL WOUNDED + GRAPHITE	SS-316 SPIRAL WOUNDED + GRAPHITE	SS-316 SPIRAL WOUNDED + GRAPHITE	SS-316 SPIRAL WOUNDED + GRAPHITE	SS-316 SPIRAL WOUNDED + GRAPHITE	SS-316 SPIRAL WOUNDED + GRAPHITE	SS-316 SPIRAL WOUNDED + GRAPHITE	SS-316 SPIRAL WOUNDED + GRAPHITE
6	BONNET	ASTM A105N	ASTM A105N	ASTM A 182 F11	ASTM A 182 F22	ASTM A 182 F91	ASTM A 182 F-304	ASTM A 182 F-316	ASTM A 182 F-316L
7	HEX BOLT	ASTM A 193 GR. B7	ASTM A 193 GR. B7	ASTM A 193 GR. B16	ASTM A 193 GR. B16	ASTM A 193 GR. B16	ASTM A 193 GR. B8	ASTM A 193 GR. B8M	ASTM A 193 GR. B8M
8	EYE BOLT PIN	ASTM A 276 TYPE SS-410	ASTM A 276 TYPE SS-410	ASTM A 276 TYPE SS-410	ASTM A 276 TYPE SS-410	ASTM A 276 TYPE SS-410	ASTM A 276 TYPE SS-304	ASTM A 276 TYPE SS-316	ASTM A 276 TYPE SS-316
9	GLAND BUSH	ASTM A 276 TYPE SS-410	ASTM A 276 TYPE SS-410	ASTM A 276 TYPE SS-410	ASTM A 276 TYPE SS-410	ASTM A 276 TYPE SS-410	ASTM A 276 TYPE SS-304	ASTM A 276 TYPE SS-316	ASTM A 276 TYPE SS-316
10	EYE BOLT	ASTM A 193 GR. B7	ASTM A 193 GR. B7	ASTM A 193 GR. B7	ASTM A 193 GR. B7	ASTM A 193 GR. B7	ASTM A 193 GR. B8	ASTM A 193 GR. B8M	ASTM A 193 GR. B8M
11	GLAND FLANGE	ASTM A105N	ASTM A105N	ASTM A105N	ASTM A105N	ASTM A105N	ASTM A 182 F-304	ASTM A 182 F-316	ASTM A 182 F-316
12	EYE BOLT NUT	ASTM A 194 GR. 2H	ASTM A 194 GR. 2H	ASTM A 194 GR. 2H	ASTM A 194 GR. 2H	ASTM A 194 GR. 2H	ASTM A 194 GR. 8	ASTM A 194 GR. 8M	ASTM A 194 GR. 8M
13	YOKE SLEEVE	ASTM A 582 GR. SS-416	ASTM A 582 GR. SS-416	ASTM A 582 GR. SS-416	ASTM A 582 GR. SS-416	ASTM A 582 GR. SS-416	ASTM A 582 GR. SS-303	ASTM A 582 GR. SS-303	ASTM A 582 GR. SS-303
14	STEM NUT	ASTM A 194 GR. 2H	ASTM A 194 GR. 2H	ASTM A 194 GR. 2H	ASTM A 194 GR. 2H	ASTM A 194 GR. 2H	ASTM A 194 GR. 8M	ASTM A 194 GR. 8M	ASTM A 194 GR. 8M
15	NAME PLATE	STAINLESS STEEL	STAINLESS STEEL	STAINLESS STEEL	STAINLESS STEEL	STAINLESS STEEL	STAINLESS STEEL	STAINLESS STEEL	STAINLESS STEEL
16	HAND WHEEL	MI / SGIRON	MI / SGIRON	MI / SGIRON	MI/SGIRON	MI/SGIRON	MI / SGIRON	MI / SGIRON	MI / SGIRON
17	GLAND PACKING	FLEXIBLE GRAPHITE RINGS	FLEXIBLE GRAPHITE RINGS	FLEXIBLE GRAPHITE RINGS	FLEXIBLE GRAPHITE RINGS	FLEXIBLE GRAPHITE RINGS	FLEXIBLE GRAPHITE RINGS	FLEXIBLE GRAPHITE RINGS	FLEXIBLE GRAPHITE RINGS
18	BACK SEAT	INTEGRAL	INTEGRAL	INTEGRAL	INTEGRAL	INTEGRAL	INTEGRAL	INTEGRAL	INTEGRAL

Forged Steel Gate Valve Class 800 • Conventional Port • NPT

Figure Number: LB3604XUT

- Gate Valve
- Conventional Port
- Bolted Bonnet
- OS&Y
- NPT Ends



Materials of Construction

No.	Part	Material
1	BODY	ASTM A105N
2	SEAT RING	ASTM A 276 TYPE SS-410 + ST.6
3	WEDGE	ASTM A 217 GR. CA-15
4	STEM	ASTM A 182 GR. F6a
5	GASKET	SS-316 SPIRAL WOUNDED+GRAPHITE
6	BONNET	ASTM A105N
7	HEX BOLT	ASTM A 193 GR. B7
8	EYE BOLT PIN	ASTM A 276 TYPE SS-410
9	GLAND BUSH	ASTM A 276 TYPE SS-410
10	EYE BOLT	ASTM A 193 GR. B7
11	GLAND FLANGE	ASTM A105N
12	EYE BOLT NUT	ASTM A 194 GR. 2H
13	YOKE SLEEVE	ASTM A 582 GR. SS-416
14	STEM NUT	ASTM A 194 GR. 2H
15	NAME PLATE	STAINLESS STEEL
16	HAND WHEEL	MI / SGIRON
17	GLAND PACKING	FLEXIBLE GRAPHITE RINGS
18	BACK SEAT	INTEGRAL

Dimensions (in.) & Weights (lbs.)

SIZES	LBS.	F/F	ØP	C	H OPEN	H CLOSE	ØWH
3/8 *003	3.3	2.87	0.25	0.55	5.94	5.31	3.39
1/2 *004	3.3	2.87	0.37	0.55	5.94	5.31	3.39
3/4 *006	3.96	3.15	0.50	0.63	6.18	5.39	3.39
1 *010	6.82	3.94	0.69	0.79	7.32	6.38	4.57
1 1/4 *012	13.86	4.72	0.94	0.79	9.33	7.91	5.91
1 1/2 *014	13.42	4.72	1.13	0.94	9.33	7.91	5.91
2 *020	18.26	5.12	1.44	1.02	10.55	8.78	5.91

Technical Requirements

1. Design and Manufacture conform to API 602
2. Test and Inspect conform to API 598
3. Face-to-face dimension conform to manufacturer's standard
4. NPT ends conform to ANSI B1.20.1
5. Compliant to API 624 for low emissions

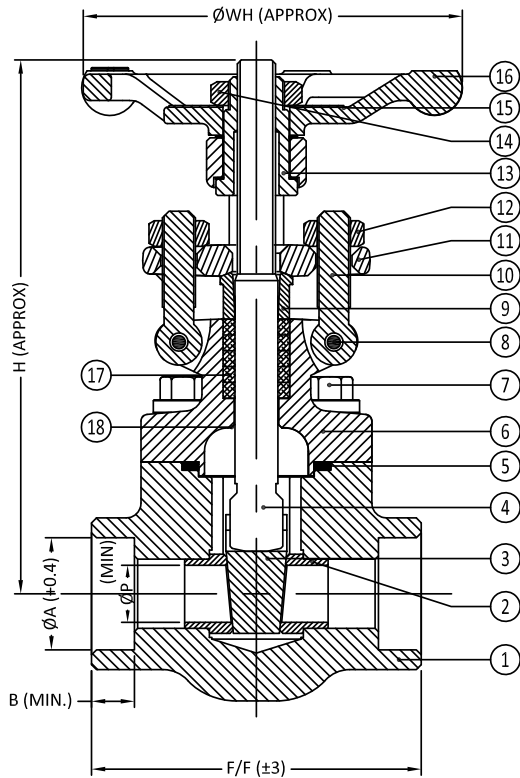
Performance Standard

Class 800		
Hydro Test Pressure	Shell/Body	3000 PSI
	Seat	2175 PSI
	Back Seat	2175 PSI
Pneumatic Test Pressure	Seat	100 PSI
Suitable Temp.	-20~800° F	
Suitable Media	Water, Steam, Oil, Etc.	

Forged Steel Gate Valve Class 800 • Conventional Port • Socket Weld

Figure Number: LB3604XUW

- Gate Valve
- Conventional Port
- Bolted Bonnet
- OS&Y
- Socket Weld Ends



Materials of Construction

No.	Part	Material
1	BODY	ASTM A105N
2	SEAT RING	ASTM A 276 TYPE SS-410 + ST.6
3	WEDGE	ASTM A 217 GR. CA-15
4	STEM	ASTM A 182 GR. F6a
5	GASKET	SS-316 SPIRAL WOUNDED+GRAPHITE
6	BONNET	ASTM A105N
7	HEX BOLT	ASTM A 193 GR. B7
8	EYE BOLT PIN	ASTM A 276 TYPE SS-410
9	GLAND BUSH	ASTM A 276 TYPE SS-410
10	EYE BOLT	ASTM A 193 GR. B7
11	GLAND FLANGE	ASTM A105N
12	EYE BOLT NUT	ASTM A 194 GR. 2H
13	YOKE SLEEVE	ASTM A 582 GR. SS-416
14	STEM NUT	ASTM A 194 GR. 2H
15	NAME PLATE	STAINLESS STEEL
16	HAND WHEEL	MI / SGIRON
17	GLAND PACKING	FLEXIBLE GRAPHITE RINGS
18	BACK SEAT	INTEGRAL

Dimensions (in.) & Weights (lbs.)

SIZES	LBS.	F/F	ØP	ØA	B	H OPEN	H CLOSE	ØWH	
3/8	*003	3.3	2.87	0.25	0.69	0.37	5.90	5.31	3.39
1/2	*004	3.3	2.87	0.37	0.86	0.37	5.90	5.31	3.39
3/4	*006	3.96	3.14	0.50	1.07	0.49	6.18	5.39	3.39
1	*010	6.82	3.93	0.69	1.33	0.49	7.32	6.38	4.57
1 1/4	*012	13.86	4.72	0.94	1.68	0.49	9.33	7.91	5.91
1 1/2	*014	13.42	4.72	1.13	1.92	0.49	9.33	7.91	5.91
2	*020	18.26	5.12	1.44	2.41	0.63	10.55	8.78	5.91

Technical Requirements

1. Design and Manufacture conform to API 602
2. Inspection and test as per API 598
3. Face-to-face dimension conform to manufacturer's standard
4. SW ends conform to ASME B16.11
5. Compliant to API 624 for low emissions

Performance Standard

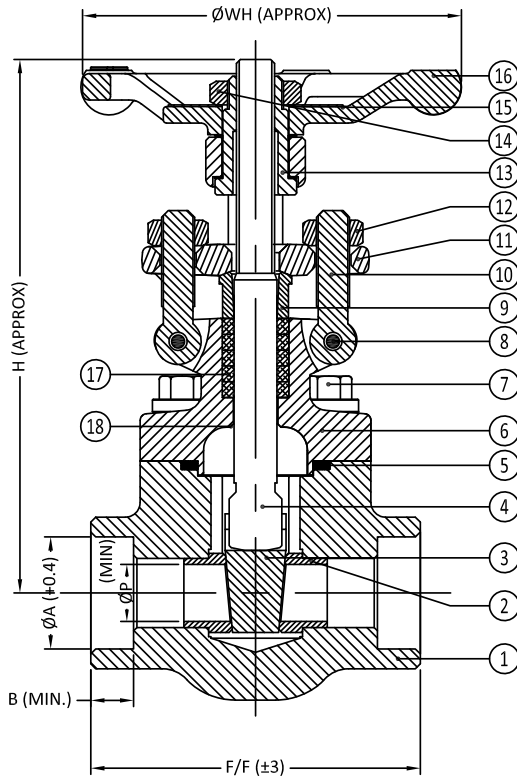
Class 800		
Hydro Test Pressure	Shell/Body	3000 PSI
	Seat	2175 PSI
	Back Seat	2175 PSI
Pneumatic Test Pressure	Seat	100 PSI
Suitable Temp.	-20~800° F	
Suitable Media	Water, Steam, Oil, Etc.	

Forged Steel Gate Valve

Class 1500 • Conventional Port • NPT

Figure Number: LB3804XUT

- Gate valve
- Conventional Port
- Bolted Bonnet
- OS&Y
- NPT Ends



Materials of Construction

No.	Part	Material
1	BODY	ASTM A105N
2	SEAT RING	ASTM A 276 TYPE SS-410 + ST.6
3	WEDGE	ASTM A 217 GR. CA-15
4	STEM	ASTM A 182 GR. F6a
5	GASKET	SS-316 SPIRAL WOUNDED+GRAPHITE
6	BONNET	ASTM A105N
7	HEX BOLT	ASTM A 193 GR. B7
8	EYE BOLT PIN	ASTM A 276 TYPE SS-410
9	GLAND BUSH	ASTM A 276 TYPE SS-410
10	EYE BOLT	ASTM A 193 GR. B7
11	GLAND FLANGE	ASTM A105N
12	EYE BOLT NUT	ASTM A 194 GR. 2H
13	YOKE SLEEVE	ASTM A 582 GR. SS-416
14	STEM NUT	ASTM A 194 GR. 2H
15	NAME PLATE	STAINLESS STEEL
16	HAND WHEEL	MI / SGIRON
17	GLAND PACKING	FLEXIBLE GRAPHITE RINGS
18	BACK SEAT	INTEGRAL

Dimensions (in.) & Weights (lbs.)

SIZES	LBS.	F/F	ØP	C	H OPEN	H CLOSE	ØWH	
½	*004	4.8	3.15	0.37	0.55	5.94	5.43	3.39
¾	*006	8.3	3.94	0.5	0.63	7.01	6.38	4.57
1	*010	12.1	4.72	0.63	0.79	8.94	8.15	5.91
1 ¼	*012	14.9	4.72	0.87	0.79	8.94	8.15	5.91
1 ½	*014	20.9	5.12	1.06	0.94	10.08	8.81	5.91
2	*020	49.5	5.51	1.37	1.02	11.93	10.35	9.84

Technical Requirements

1. Design and Manufacture conform to API 602
2. Test and Inspect conform to API 598
3. Face-to-face dimension conform to manufacturer's standard
4. NPT ends conform to ANSI B1.20.1
5. Compliant to API 624 for low emissions

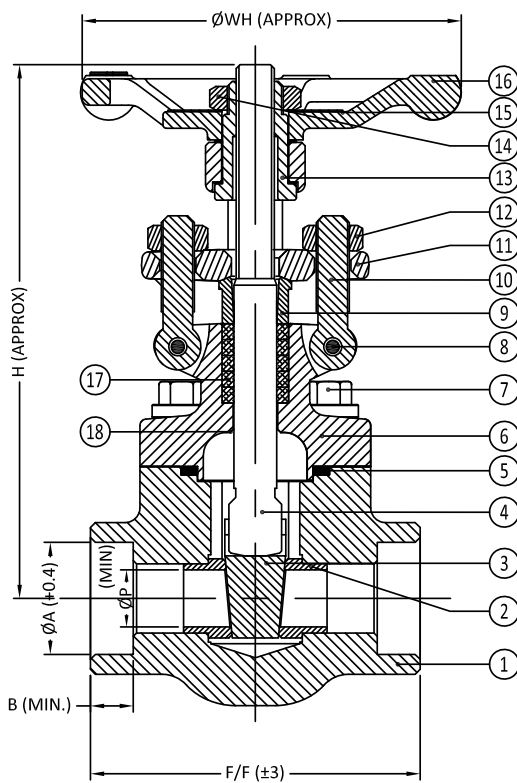
Performance Standard

Class 1500		
Hydro Test Pressure	Shell/Body	5550 PSI
	Seat	4125 PSI
	Back Seat	4125 PSI
Pneumatic Test Pressure	Seat	100 PSI
Suitable Temp.	-20~800° F	
Suitable Media	Water, Steam, Oil, Etc.	

Forged Steel Gate Valve Class 1500 • Conventional Port • Socket Weld

Figure Number: LB3804XUW

- Gate Valve
- Conventional Port
- Bolted Bonnet
- OS&Y
- Socket Weld Ends



Materials of Construction

No.	Part	Material
1	BODY	ASTM A105N
2	SEAT RING	ASTM A 276 TYPE SS-410 + ST.6
3	WEDGE	ASTM A 217 GR. CA-15
4	STEM	ASTM A 182 GR. F6a
5	GASKET	SS-316 SPIRAL WOUNDED+GRAPHITE
6	BONNET	ASTM A105N
7	HEX BOLT	ASTM A 193 GR. B7
8	EYE BOLT PIN	ASTM A 276 TYPE SS-410
9	GLAND BUSH	ASTM A 276 TYPE SS-410
10	EYE BOLT	ASTM A 193 GR. B7
11	GLAND FLANGE	ASTM A105N
12	EYE BOLT NUT	ASTM A 194 GR. 2H
13	YOKE SLEEVE	ASTM A 582 GR. SS-416
14	STEM NUT	ASTM A 194 GR. 2H
15	NAME PLATE	STAINLESS STEEL
16	HAND WHEEL	MI / SGIRON
17	GLAND PACKING	FLEXIBLE GRAPHITE RINGS
18	BACK SEAT	INTEGRAL

Dimensions (in.) & Weights (lbs.)

SIZES	LBS.	F/F	ØP	ØA	B	H OPEN	H CLOSE	ØWH	
3/8	*003	4.8	2.87	0.25	0.69	0.37	5.90	5.43	3.39
1/2	*004	4.8	3.14	0.37	0.86	0.37	5.90	5.43	3.39
3/4	*006	8.3	3.93	0.5	1.07	0.49	7.01	6.38	4.57
1	*010	12.1	4.72	0.63	1.33	0.49	8.94	8.15	5.91
1 1/4	*012	14.9	4.72	0.87	1.68	0.49	8.94	8.15	5.91
1 1/2	*014	20.9	5.12	1.06	1.92	0.49	10.08	8.82	5.91
2	*020	49.5	5.51	1.37	2.41	0.63	11.93	10.35	9.84

Technical Requirements

1. Design and Manufacture conform to API 602
2. Inspection and test as per API 598
3. Face-to-face dimension conform to manufacturer's standard
4. SW ends conform to ASME B16.11
5. Compliant to API 624 for low emissions

Performance Standard

Class 1500		
Hydro Test Pressure	Shell/Body	5550 PSI
	Seat	4125 PSI
	Back Seat	4125 PSI
Pneumatic Test Pressure	Seat	100 PSI
Suitable Temp.	-20~800° F	
Suitable Media	Water, Steam, Oil, Etc.	

Forged Steel Globe Valves BOMs

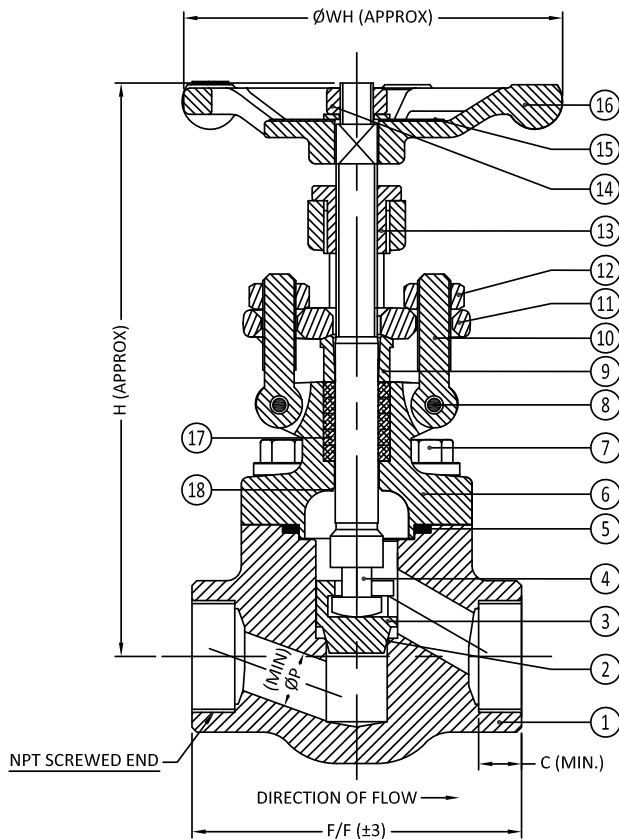
Globe Valves

ITEM	PART NAME	A105N/Trim 8	A105N/Trim 5	F11/Trim 5	F22/Trim 5	F91/Trim 8	F304/304	F316/Trim 12	F316L/Trim 12
1	BODY	ASTM A105N	ASTM A105N	ASTM A 182 F11	ASTM A 182 F22	ASTM A 182 F91	ASTM A 182 F-304	ASTM A 182 F-316	ASTM A 182 F-316L
2	SEAT RING	INTEGRAL + ST.6	INTEGRAL + ST.6	INTEGRAL + ST.6	INTEGRAL + ST.6	INTEGRAL + ST.6	ASTM A 182 F-304 INTEGRAL	ASTM A 182 F-316 INTEGRAL + ST.6	ASTM A 182 F-316L INTEGRAL + ST.6
3	WEDGE/ PLUG	ASTM A 217 GR. CA-15	ASTM A 217 GR. CA-15 + ST.6	ASTM A 217 GR. CA-15 + ST.6	ASTM A 217 GR. CA-15 + ST.6	ASTM A 217 GR. CA-15	ASTM A 351 GR. CF8	ASTM A 351 GR. CF8M	ASTM A 351 GR. CF8M
4	STEM	ASTM A 182 GR. F6a	ASTM A 182 GR. F6a	ASTM A 182 GR. F6a	ASTM A 182 GR. F6a	ASTM A 182 GR. F6a	ASTM A 182 F-304	ASTM A 182 F-316	ASTM A 182 F-316
5	GASKET	SS-316 SPIRAL WOUNDED + GRAPHITE	SS-316 SPIRAL WOUNDED + GRAPHITE	SS-316 SPIRAL WOUNDED + GRAPHITE	SS-316 SPIRAL WOUNDED + GRAPHITE	SS-316 SPIRAL WOUNDED + GRAPHITE	SS-316 SPIRAL WOUNDED + GRAPHITE	SS-316 SPIRAL WOUNDED + GRAPHITE	SS-316 SPIRAL WOUNDED + GRAPHITE
6	BONNET	ASTM A105N	ASTM A105N	ASTM A 182 F11	ASTM A 182 F22	ASTM A 182 F91	ASTM A 182 F-304	ASTM A 182 F-316	ASTM A 182 F-316L
7	HEX BOLT	ASTM A 193 GR. B7	ASTM A 193 GR. B7	ASTM A 193 GR. B16	ASTM A 193 GR. B16	ASTM A 193 GR. B16	ASTM A 193 GR. B8	ASTM A 193 GR. B8M	ASTM A 193 GR. B8M
8	EYE BOLT PIN	ASTM A 276 TYPE SS-410	ASTM A 276 TYPE SS-410	ASTM A 276 TYPE SS-410	ASTM A 276 TYPE SS-410	ASTM A 276 TYPE SS-410	ASTM A 276 TYPE SS-304	ASTM A 276 TYPE SS-316	ASTM A 276 TYPE SS-316
9	GLAND BUSH	ASTM A 276 TYPE SS-410	ASTM A 276 TYPE SS-410	ASTM A 276 TYPE SS-410	ASTM A 276 TYPE SS-410	ASTM A 276 TYPE SS-410	ASTM A 276 TYPE SS-304	ASTM A 276 TYPE SS-316	ASTM A 276 TYPE SS-316
10	EYE BOLT	ASTM A 193 GR. B7	ASTM A 193 GR. B7	ASTM A 193 GR. B7	ASTM A 193 GR. B7	ASTM A 193 GR. B7	ASTM A 193 GR. B8	ASTM A 193 GR. B8M	ASTM A 193 GR. B8M
11	GLAND FLANGE	ASTM A105N	ASTM A105N	ASTM A105N	ASTM A105N	ASTM A105N	ASTM A 182 F-304	ASTM A 182 F-316	ASTM A 182 F-316
12	EYE BOLT NUT	ASTM A 194 GR. 2H	ASTM A 194 GR. 2H	ASTM A 194 GR. 2H	ASTM A 194 GR. 2H	ASTM A 194 GR. 2H	ASTM A 194 GR. 8	ASTM A 194 GR. 8M	ASTM A 194 GR. 8M
13	YOKE SLEEVE	ASTM A 582 GR. SS-416	ASTM A 582 GR. SS-416	ASTM A 582 GR. SS-416	ASTM A 582 GR. SS-416	ASTM A 582 GR. SS-416	ASTM A 582 GR. SS-303	ASTM A 582 GR. SS-303	ASTM A 582 GR. SS-303
14	STEM NUT	ASTM A 194 GR. 2H	ASTM A 194 GR. 2H	ASTM A 194 GR. 2H	ASTM A 194 GR. 2H	ASTM A 194 GR. 2H	ASTM A 194 GR. 8	ASTM A 194 GR. 8M	ASTM A 194 GR. 8M
15	NAME PLATE	STAINLESS STEEL	STAINLESS STEEL	STAINLESS STEEL	STAINLESS STEEL	STAINLESS STEEL	STAINLESS STEEL	STAINLESS STEEL	STAINLESS STEEL
16	HAND WHEEL	MI / SGIRON	MI / SGIRON	MI / SGIRON	MI / SGIRON	MI / SGIRON	MI / SGIRON	MI / SGIRON	MI / SGIRON
17	GLAND PACKING	FLEXIBLE GRAPHITE RINGS	FLEXIBLE GRAPHITE RINGS	FLEXIBLE GRAPHITE RINGS	FLEXIBLE GRAPHITE RINGS	FLEXIBLE GRAPHITE RINGS	FLEXIBLE GRAPHITE RINGS	FLEXIBLE GRAPHITE RINGS	FLEXIBLE GRAPHITE RINGS
18	BACK SEAT	INTEGRAL	INTEGRAL	INTEGRAL	INTEGRAL	INTEGRAL	INTEGRAL	INTEGRAL	INTEGRAL

Forged Steel Globe Valve Class 800 • Conventional Port • NPT

Figure Number: LB3644XUT

- Globe valve
- Conventional Port
- Bolted Bonnet
- OS&Y
- NPT Ends



Materials of Construction

No.	Part	Material
1	BODY	ASTM A105N
2	SEAT RING	INTEGRAL + ST.6
3	WEDGE/PLUG	ASTM A 217 GR. CA-15
4	STEM	ASTM A 182 GR. F6a
5	GASKET	SS-316 SPIRAL WOUNDED+GRAPHITE
6	BONNET	ASTM A105N
7	HEX BOLT	ASTM A 193 GR. B7
8	EYE BOLT PIN	ASTM A 276 TYPE SS-410
9	GLAND BUSH	ASTM A 276 TYPE SS-410
10	EYE BOLT	ASTM A 193 GR. B7
11	GLAND FLANGE	ASTM A105N
12	EYE BOLT NUT	ASTM A 194 GR. 2H
13	YOKE SLEEVE	ASTM A 582 GR. SS-416
14	STEM NUT	ASTM A 194 GR. 2H
15	NAME PLATE	STAINLESS STEEL
16	HAND WHEEL	MI / SGIRON
17	GLAND PACKING	FLEXIBLE GRAPHITE RINGS
18	BACK SEAT	INTEGRAL

Dimensions (in.) & Weights (lbs.)

SIZES	LBS.	F/F	ØP	C	H OPEN	H CLOSE	ØWH	
3/8	*003	3.52	2.87	0.25	0.55	6.26	5.63	3.39
1/2	*004	3.52	2.87	0.37	0.55	6.26	5.63	3.39
3/4	*006	3.96	3.15	0.50	0.62	6.38	5.75	3.39
1	*010	6.82	3.94	0.69	0.79	7.52	6.73	4.57
1 1/4	*012	12.1	5.71	0.94	0.79	8.98	7.83	5.91
1 1/2	*014	13.86	5.71	1.13	0.94	8.98	7.83	5.91
2	*020	20.68	6.30	1.44	1.02	10.43	9.29	5.91

Technical Requirements

1. Design and Manufacture conform to API 602
2. Test and Inspect conform to API 598
3. Face-to-face dimension conform to manufacturer's standard
4. NPT ends conform to ANSI B1.20.1
5. Compliant to API 624 for low emissions

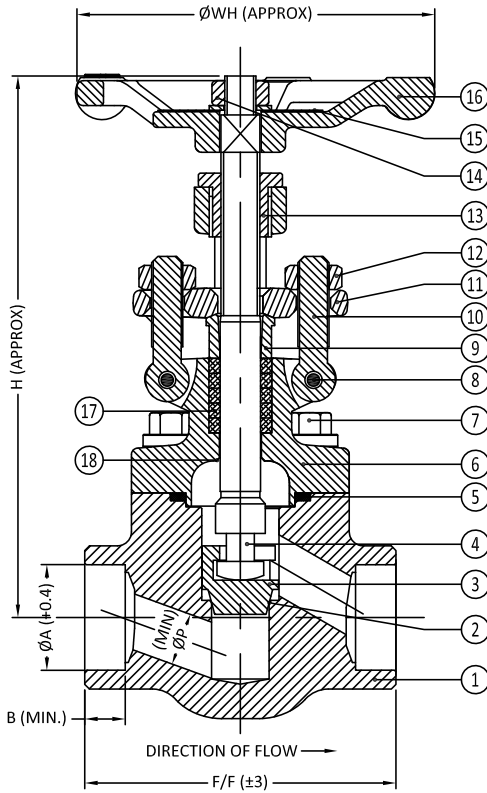
Performance Standard

Class 800		
Hydro Test Pressure	Shell/Body	3000 PSI
	Seat	2175 PSI
	Back Seat	2175 PSI
Pneumatic Test Pressure	Seat	100 PSI
Suitable Temp.	-20~800° F	
Suitable Media	Water, Steam, Oil, Etc.	

Forged Steel Globe Valve Class 800 • Conventional Port • Socket Weld

Figure Number: LB3644XUW

- Globe valve
- Conventional Port
- Bolted Bonnet
- OS&Y
- Socket Weld Ends



Materials of Construction

No.	Part	Material
1	BODY	ASTM A105N
2	SEAT RING	INTEGRAL + ST.6
3	WEDGE/PLUG	ASTM A 217 GR. CA-15
4	STEM	ASTM A 182 GR. F6a
5	GASKET	SS-316 SPIRAL WOUNDED+GRAPHITE
6	BONNET	ASTM A105N
7	HEX BOLT	ASTM A 193 GR. B7
8	EYE BOLT PIN	ASTM A 276 TYPE SS-410
9	GLAND BUSH	ASTM A 276 TYPE SS-410
10	EYE BOLT	ASTM A 193 GR. B7
11	GLAND FLANGE	ASTM A105N
12	EYE BOLT NUT	ASTM A 194 GR. 2H
13	YOKE SLEEVE	ASTM A 582 GR. SS-416
14	STEM NUT	ASTM A 194 GR. 2H
15	NAME PLATE	STAINLESS STEEL
16	HAND WHEEL	MI / SGIRON
17	GLAND PACKING	FLEXIBLE GRAPHITE RINGS
18	BACK SEAT	INTEGRAL

Dimensions (in.) & Weights (lbs.)

SIZES	LBS.	F/F	ØP	ØA	B	H OPEN	H CLOSE	ØWH
3/8		2.87	0.25	0.69	0.37	6.26	5.63	3.39
1/2	*004	3.52	2.87	0.37	0.86	6.26	5.63	3.39
3/4	*006	3.96	3.14	0.5	1.07	6.38	5.75	3.39
1	*010	6.82	3.93	0.69	1.33	7.52	6.73	4.57
1 1/4	*012	12.1	4.72	0.94	1.68	8.98	7.83	5.91
1 1/2	*014	13.86	4.72	1.13	1.92	8.98	7.83	5.91
2	*020	20.68	5.12	1.44	2.41	10.43	9.29	5.91

Technical Requirements

1. Design and Manufacture conform to API 602
2. Inspection and test as per API 598
3. Face-to-face dimension conform to manufacturer's standard
4. SW ends conform to ASME B16.11
5. Compliant to API 624 for low emissions

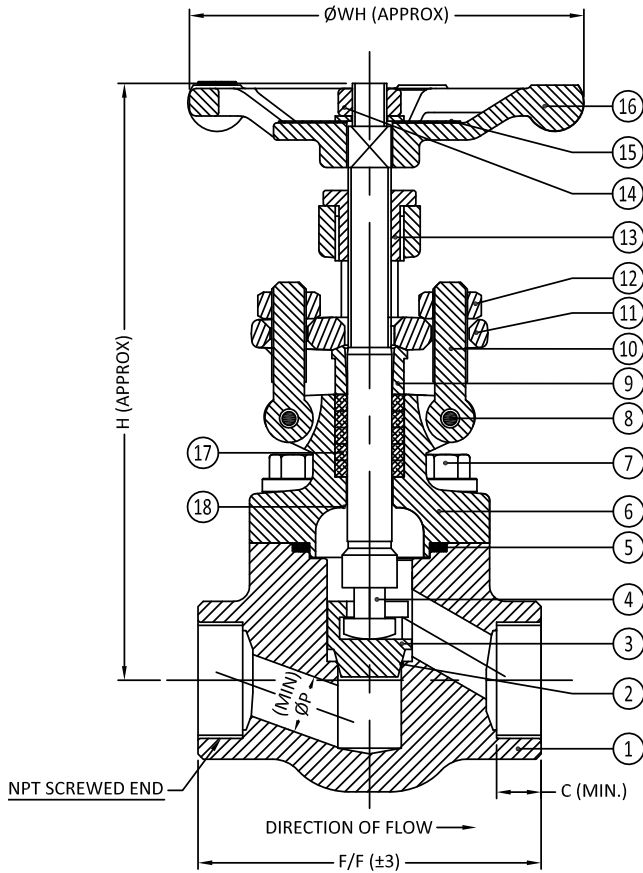
Performance Standard

Class 800		
Hydro Test Pressure	Shell/Body	3000 PSI
	Seat	2175 PSI
	Back Seat	2175 PSI
Pneumatic Test Pressure	Seat	100 PSI
Suitable Temp.	-20~800° F	
Suitable Media	Water, Steam, Oil, Etc.	

Forged Steel Globe Valve Class 1500 • Conventional Port • NPT

Figure Number: LB3844XUT

- Globe valve
- Conventional Port
- Bolted Bonnet
- OS&Y
- NPT Ends



Materials of Construction

No.	Part	Material
1	BODY	ASTM A105N
2	SEAT RING	INTEGRAL + ST.6
3	WEDGE/PLUG	ASTM A 217 GR. CA-15
4	STEM	ASTM A 182 GR. F6a
5	GASKET	SS-316 SPIRAL WOUNDED+GRAPHITE
6	BONNET	ASTM A105N
7	HEX BOLT	ASTM A 193 GR. B7
8	EYE BOLT PIN	ASTM A 276 TYPE SS-410
9	GLAND BUSH	ASTM A 276 TYPE SS-410
10	EYE BOLT	ASTM A 193 GR. B7
11	GLAND FLANGE	ASTM A105N
12	EYE BOLT NUT	ASTM A 194 GR. 2H
13	YOKE SLEEVE	ASTM A 582 GR. SS-416
14	STEM NUT	ASTM A 194 GR. 2H
15	NAME PLATE	STAINLESS STEEL
16	HAND WHEEL	MI / SGIRON
17	GLAND PACKING	FLEXIBLE GRAPHITE RINGS
18	BACK SEAT	INTEGRAL

Dimensions (in.) & Weights (lbs.)

SIZES	LBS.	F/F	ØP	C	H OPEN	H CLOSE	ØWH	
½	*004	4.8	3.15	0.31	0.55	6.30	5.83	3.39
¾	*006	8.5	3.94	0.35	0.62	7.36	6.85	4.57
1	*010	13.2	5.71	0.55	0.79	8.82	8.03	5.91
1 ¼	*012	17.6	5.71	0.79	0.79	8.82	8.03	5.91
1 ½	*014	26.4	6.30	0.98	0.94	10.28	9.41	5.91
2	*020	51.7	6.77	1.06	1.02	12.53	11.42	9.84

Technical Requirements

1. Design and Manufacture conform to API 602
2. Test and Inspect conform to API 598
3. Face-to-face dimension conform to manufacturer's standard
4. NPT ends conform to ANSI B1.20.1
5. Compliant to API 624 for low emissions

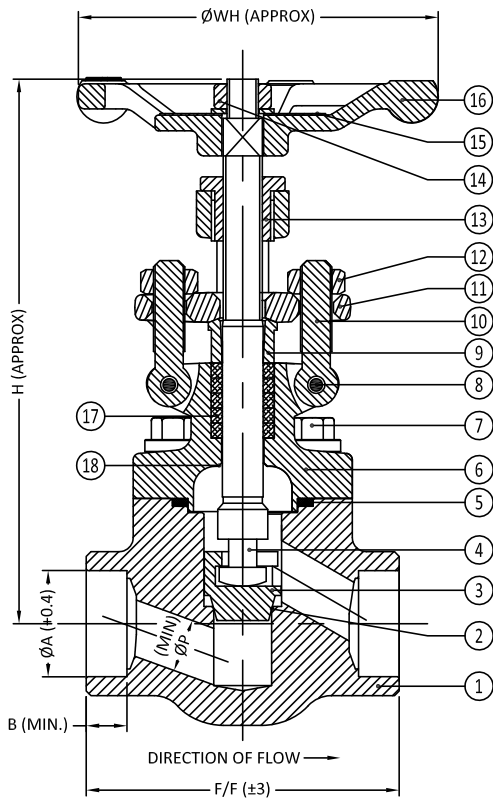
Performance Standard

Class 1500		
Hydro Test Pressure	Shell/Body	5550 PSI
	Seat	4125 PSI
	Back Seat	4125 PSI
Pneumatic Test Pressure	Seat	100 PSI
Suitable Temp.	-20~800° F	
Suitable Media	Water, Steam, Oil, Etc.	

Forged Steel Globe Valve Class 1500 • Conventional Port • Socket Weld

Figure Number: LB3844XUW

- Globe valve
- Conventional Port
- Bolted Bonnet
- OS&Y
- Socket Weld Ends



Materials of Construction

No.	Part	Material
1	BODY	ASTM A105N
2	SEAT RING	INTEGRAL + ST.6
3	WEDGE/PLUG	ASTM A 217 GR. CA-15
4	STEM	ASTM A 182 GR. F6a
5	GASKET	SS-316 SPIRAL WOUNDED+GRAPHITE
6	BONNET	ASTM A105N
7	HEX BOLT	ASTM A 193 GR. B7
8	EYE BOLT PIN	ASTM A 276 TYPE SS-410
9	GLAND BUSH	ASTM A 276 TYPE SS-410
10	EYE BOLT	ASTM A 193 GR. B7
11	GLAND FLANGE	ASTM A105N
12	EYE BOLT NUT	ASTM A 194 GR. 2H
13	YOKE SLEEVE	ASTM A 582 GR. SS-416
14	STEM NUT	ASTM A 194 GR. 2H
15	NAME PLATE	STAINLESS STEEL
16	HAND WHEEL	MI / SGIRON
17	GLAND PACKING	FLEXIBLE GRAPHITE RINGS
18	BACK SEAT	INTEGRAL

Dimensions (in.) & Weights (lbs.)

SIZES	LBS.	F/F	ØP	ØA	B	H OPEN	H CLOSE	ØWH	
3/8	*003	4.8	2.87	0.20	0.69	0.37	6.30	5.82	3.39
1/2	*004	4.8	3.15	0.32	0.86	0.37	6.30	5.82	3.39
3/4	*006	8.5	3.94	0.30	1.07	0.49	7.36	6.85	4.57
1	*010	13.2	5.71	0.55	1.33	0.49	8.82	8.03	5.91
1 1/4	*012	17.6	5.71	0.79	1.68	0.49	8.82	8.03	5.91
1 1/2	*014	26.4	6.30	0.98	1.92	0.49	10.28	9.41	5.91
2	*020	51.7	6.77	1.06	2.41	0.63	12.52	11.42	9.84

Technical Requirements

1. Design and Manufacture conform to API 602
2. Inspection and test as per API 598
3. Face-to-face dimension conform to manufacturer's standard
4. SW ends conform to ASME B16.11
5. Compliant to API 624 for low emissions

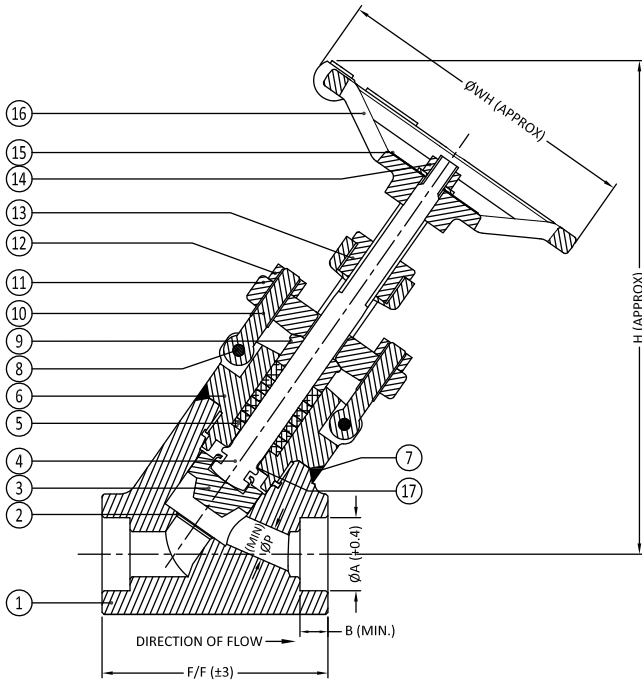
Performance Standard

Class 1500		
Hydro Test Pressure	Shell/Body	5550 PSI
	Seat	4125 PSI
	Back Seat	4125 PSI
Pneumatic Test Pressure	Seat	100 PSI
Suitable Temp.	-20~800° F	
Suitable Media	Water, Steam, Oil, Etc.	

Forged Steel Globe Valve Class 800 • Conventional Port • Socket Weld

Figure Number: LYW3644XUW

- Y-Globe valve
- Conventional Port
- Welded Bonnet
- OS&Y
- Socket Weld Ends



Materials of Construction

No.	Part	Material
1	BODY	ASTM A105N
2	SEAT RING	INTEGRAL + ST.6
3	WEDGE/PLUG	ASTM A 217 GR. CA-15
4	STEM	ASTM A 182 GR. F6a
5	GASKET	SS-316 SPIRAL WOUNDED+GRAPHITE
6	BONNET	ASTM A105N
7	HEX BOLT	ASTM A 193 GR. B7
8	EYE BOLT PIN	ASTM A 276 TYPE SS-410
9	GLAND BUSH	ASTM A 276 TYPE SS-410
10	EYE BOLT	ASTM A 193 GR. B7
11	GLAND FLANGE	ASTM A105N
12	EYE BOLT NUT	ASTM A 194 GR. 2H
13	YOKE SLEEVE	ASTM A 582 GR. SS-416
14	STEM NUT	ASTM A 194 GR. 2H
15	NAME PLATE	STAINLESS STEEL
16	HAND WHEEL	MI / SGIRON
17	GLAND PACKING	FLEXIBLE GRAPHITE RINGS
18	BACK SEAT	INTEGRAL

Dimensions (in.) & Weights (lbs.)

SIZES	LBS.	F/F	ØP	ØA	B	H OPEN	H CLOSE	ØWH	
½	*004	5.51	3.35	0.35	0.86	0.37	7.09	6.89	4.57
¾	*006	8.82	3.94	0.47	1.07	0.49	8.74	8.35	5.91
1	*010	10.14	4.13	0.67	1.33	0.49	9.09	8.62	5.91
1 ½	*014	28.66	5.71	1.10	1.92	0.49	12.76	12.17	9.84
2	*020	33.07	5.71	1.42	2.41	0.63	13.57	13.00	9.84

Technical Requirements

1. Design and Manufacture conform to API 602
2. NPT ends to conform to ASME B1.20.1
3. Face-to-face dimension conform to manufacturer's standard
4. Inspection and test as per API 598

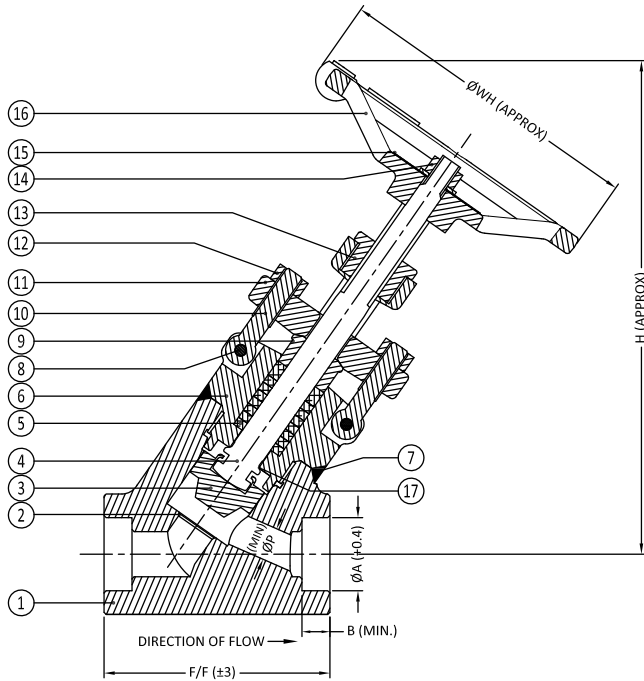
Performance Standard

Class 800		
Hydro Test Pressure	Shell/Body	3000 PSI
	Seat	2175 PSI
	Back Seat	2175 PSI
Pneumatic Test Pressure	Seat	100 PSI
Suitable Temp.	-20~800° F	
Suitable Media	Water, Steam, Oil, Etc.	

Forged Steel Globe Valve Class 1500 • Conventional Port • Socket Weld

Figure Number: LYW3844XUW

- Y-Globe valve
- Conventional Port
- Welded Bonnet
- OS&Y
- Socket Weld Ends



Materials of Construction

No.	Part	Material
1	BODY	ASTM A105N
2	SEAT RING	INTEGRAL + ST.6
3	WEDGE/PLUG	ASTM A 217 GR. CA-15
4	STEM	ASTM A 182 GR. F6a
5	GASKET	SS-316 SPIRAL WOUNDED+GRAPHITE
6	BONNET	ASTM A105N
7	HEX BOLT	ASTM A 193 GR. B7
8	EYE BOLT PIN	ASTM A 276 TYPE SS-410
9	GLAND BUSH	ASTM A 276 TYPE SS-410
10	EYE BOLT	ASTM A 193 GR. B7
11	GLAND FLANGE	ASTM A105N
12	EYE BOLT NUT	ASTM A 194 GR. 2H
13	YOKE SLEEVE	ASTM A 582 GR. SS-416
14	STEM NUT	ASTM A 194 GR. 2H
15	NAME PLATE	STAINLESS STEEL
16	HAND WHEEL	MI / SGIRON
17	GLAND PACKING	FLEXIBLE GRAPHITE RINGS
18	BACK SEAT	INTEGRAL

Dimensions (in.) & Weights (lbs.)

SIZES	LBS.	F/F	ØP	ØA	B	H OPEN	H CLOSE	ØWH	
½	*004	5.51	3.35	0.32	0.86	0.37	7.09	6.89	4.57
¾	*006	8.82	3.94	0.35	1.07	0.49	8.74	8.35	5.91
1	*010	10.14	4.13	0.55	1.33	0.49	9.09	8.62	5.91
1 ½	*014	28.66	5.71	0.98	1.92	0.49	12.76	12.17	9.84
2	*020	33.07	5.71	1.06	2.41	0.63	13.58	13.00	9.84

Technical Requirements

1. Design and Manufacture conform to API 602
2. Socket weld ends to conform to ASME B1.20.1
3. Face-to-face dimension conform to manufacturer's standard
4. Inspection and test as per API 598

Performance Standard

Class 1500		
Hydro Test Pressure	Shell/Body	5550 PSI
	Seat	4125 PSI
	Back Seat	4125 PSI
Pneumatic Test Pressure	Seat	100 PSI
Suitable Temp.	-20~800° F	
Suitable Media	Water, Steam, Oil, Etc.	

Forged Steel Check Valves **BOMs**

Lift Check Valves

ITEM	PART NAME	A105N/Trim 8	A105N/Trim 5	F11/Trim 5	F22/Trim 5	F91/Trim 8	F304/304	F316/Trim 12	F316L/Trim 12
1	BODY	ASTM A105N	ASTM A105N	ASTM A 182 F11	ASTM A 182 F22	ASTM A 182 F91	ASTM A 182 F-304	ASTM A 182 F-316	ASTM A182 GR.F-316L
2	SEAT RING	INTEGRAL + ST.6	INTEGRAL + ST.6	INTEGRAL + ST.6	INTEGRAL + ST.6	INTEGRAL + ST.6	ASTM A 182 F-304 INTEGRAL	ASTM A 182 F-316 INTEGRAL + ST.6	ASTM A182 GR.F-316L INTEGRAL + ST.6
3	PLUG	ASTM A 276 TYPE SS-410	ASTM A 276 TYPE SS-410 + ST.6	ASTM A 276 TYPE SS-410 + ST.6	ASTM A 276 TYPE SS-410 + ST.6	ASTM A 276 TYPE SS-410	ASTM A 276 TYPE SS-304	ASTM A 276 TYPE SS-316	ASTM A276 TYPE SS-316
4	SPRING	ASTM A 313 SS-304	ASTM A 313 SS-304	ASTM A 313 SS-304	ASTM A 313 SS-304	ASTM A 313 SS-304	ASTM A 313 SS-304	ASTM A 313 SS-316	ASTM A313 SS-316L
5	GASKET	SS-316 SPIRAL WOUNDED + GRAPHITE	SS-316 SPIRAL WOUNDED + GRAPHITE	SS-316 SPIRAL WOUNDED + GRAPHITE	SS-316 SPIRAL WOUNDED + GRAPHITE	SS-316 SPIRAL WOUNDED + GRAPHITE	SS-316 SPIRAL WOUNDED + GRAPHITE	SS-316 SPIRAL WOUNDED + GRAPHITE	SS-316 SPW + GRAPHITE
6	CHECK PLATE	ASTM A105N	ASTM A105N	ASTM A 182 F11	ASTM A 182 F22	ASTM A 182 F91	ASTM A 182 F-304	ASTM A 182 F-316	ASTM A182 GR. F316L
7	HEX BOLT	ASTM A 193 GR. B7	ASTM A 193 GR. B7	ASTM A 193 GR. B16	ASTM A 193 GR. B16	ASTM A 193 GR. B16	ASTM A 193 GR. B8	ASTM A 193 GR. B8M	ASTM A193 GR. B8M
8	NAME PLATE	STAINLESS STEEL	STAINLESS STEEL	STAINLESS STEEL	STAINLESS STEEL	STAINLESS STEEL	STAINLESS STEEL	STAINLESS STEEL	STAINLESS STEEL

Swing Check Valves

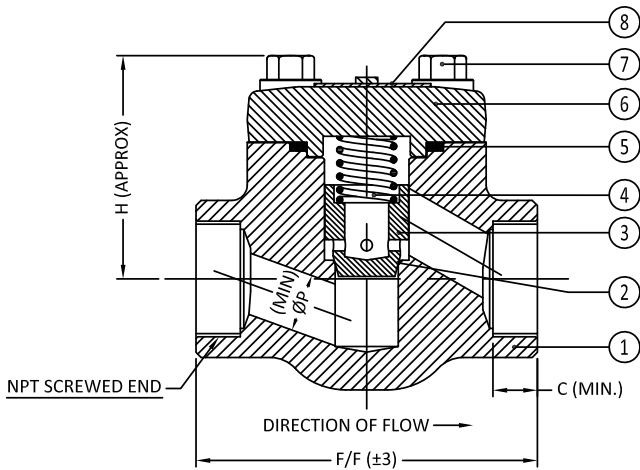
ITEM	PART NAME	A105N/Trim 8	A105N/Trim 5	F11/Trim 5	F22/Trim 5	F91/Trim 8	F304/304	F316/Trim 12	F316L/Trim 12
1	BODY	ASTM A105N	ASTM A105N	ASTM A 182 F11	ASTM A 182 F22	ASTM A 182 F91	ASTM A 182 F-304	ASTM A 182 F-316	ASTM A182 GR.F-316L
2	SEAT RING	ASTM A 276 TYPE SS 410 + ST.6	ASTM A 276 TYPE SS 410 + ST.6	ASTM A 276 TYPE SS 410 + ST.6	ASTM A 276 TYPE SS 410 + ST.6	ASTM A 276 TYPE SS 410 + ST.6	ASTM A 276 TYPE SS 304	ASTM A 276 TYPE SS 316 + ST.6	ASTM A 276 TYPE SS 316+ST.6
3	DISC	ASTM A 276 TYPE SS 410	ASTM A 276 TYPE SS 410 + ST.6	ASTM A 276 TYPE SS 410 + ST.6	ASTM A 276 TYPE SS 410 + ST.6	ASTM A 276 TYPE SS 410	ASTM A 276 TYPE SS 304	ASTM A 276 TYPE SS 316	ASTM A 276 TYPE SS 316
4	HINGE	ASTM A 351 GR. CF8M	ASTM A 351 GR. CF8M	ASTM A 351 GR. CF8M	ASTM A 351 GR. CF8M	ASTM A 351 GR. CF8M	ASTM A 351 GR. CF8M	ASTM A 351 GR. CF8M	ASTM A 351 GR. CF8M
5	HINGE PIN	ASTM A 276 TYPE SS 316	ASTM A 276 TYPE SS 316	ASTM A 276 TYPE SS 316	ASTM A 276 TYPE SS 316	ASTM A 276 TYPE SS 316	ASTM A 276 TYPE SS 316	ASTM A 276 TYPE SS 316	ASTM A 276 TYPE SS 316
6	BONNET	ASTM A105N	ASTM A105N	ASTM A 182 F11	ASTM A 182 F22	ASTM A 182 F91	ASTM A 182 F-304	ASTM A 182 F-316	ASTM A182 GR.F-316L
7	HEX BOLT	ASTM A 193 GR. B7	ASTM A 193 GR. B7	ASTM A193 GR.B16	ASTM A193 GR.B16	ASTM A193 GR.B16	ASTM A 193 GR. B8	ASTM A 193 GR. B8M	ASTM A 193 GR. B8M
8	GASKET	SS-316 SPIRAL WOUNDED + GRAPHITE	SS-316 SPIRAL WOUNDED + GRAPHITE	SS-316 SPIRAL WOUNDED + GRAPHITE	SS-316 SPIRAL WOUNDED + GRAPHITE	SS-316 SPIRAL WOUNDED + GRAPHITE	SS-316 SPIRAL WOUNDED + GRAPHITE	SS-316 SPIRAL WOUNDED + GRAPHITE	SS-316 SPIRAL WOUNDED + GRAPHITE
9	NAME PLATE	STAINLESS STEEL	STAINLESS STEEL	STAINLESS STEEL	STAINLESS STEEL	STAINLESS STEEL	STAINLESS STEEL	STAINLESS STEEL	STAINLESS STEEL

Forged Steel Piston Check Valve

Class 800 • Conventional Port • NPT

Figure Number: GB3674XUT

- Piston Check Valve
- Conventional Port
- Bolted Bonnet
- NPT Ends



Materials of Construction

No.	Part	Material
1	BODY	ASTM A105N
2	SEAT RING	INTEGRAL + ST.6
3	PLUG	ASTM A 276 TYPE SS-410
4	SPRING	ASTM A 313 SS-304
5	GASKET	SS-316 SPIRAL WOUNDED+GRAPHITE
6	CHECK PLATE	ASTM A105N
7	HEX BOLT	ASTM A 193 GR. B7
8	NAME PLATE	STAINLESS STEEL

Dimensions (in.) & Weights (lbs.)

SIZES		LBS.	F/F	ØP	C	H
3/8	*003	2.2	2.87	0.25	0.55	2.09
1/2	*004	2.2	2.87	0.37	0.55	2.09
3/4	*006	2.64	3.15	0.50	0.63	2.20
1	*010	4.62	3.94	0.69	0.79	2.60
1 1/4	*012	10.56	5.71	0.94	0.79	3.39
1 1/2	*014	10.34	5.71	1.13	0.94	3.39
2	*020	16.94	6.30	1.44	1.02	4.09

Performance Standard

Class 800		
Hydro Test Pressure	Shell/Body	3000 PSI
	Seat	2175 PSI
Suitable Temp.	-20~800° F	
Suitable Media	Water, Steam, Oil, Etc.	

Technical Requirements

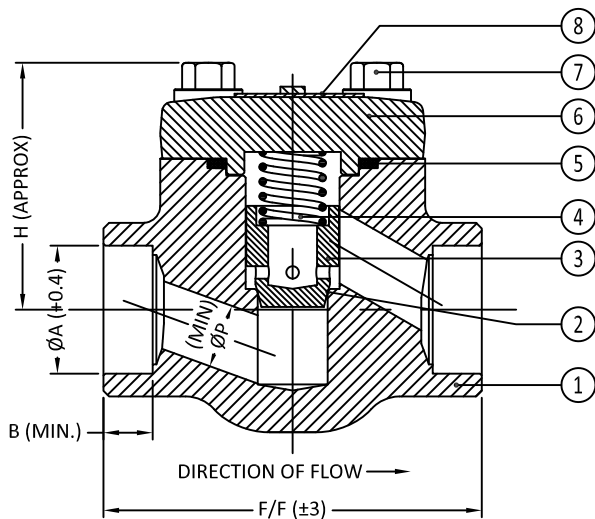
1. Design and Manufacture conform to API 602
2. Test and Inspect conform to API 598
3. Face-to-face dimension conform to manufacturer's standard
4. NPT ends conform to ASME B1.20.1

Forged Steel Piston Check Valve

Class 800 • Conventional Port • Socket Weld

Figure Number: GB3674XUW

- Piston Check Valve
- Conventional Port
- Bolted Bonnet
- Socket Weld Ends



Materials of Construction

No.	Part	Material
1	BODY	ASTM A105N
2	SEAT RING	INTEGRAL + ST.6
3	PLUG	ASTM A 276 TYPE SS-410
4	SPRING	ASTM A 313 SS-304
5	GASKET	SS-316 SPIRAL WOUNDED+GRAPHITE
6	CHECK PLATE	ASTM A105N
7	HEX BOLT	ASTM A 193 GR. B7
8	NAME PLATE	STAINLESS STEEL

Dimensions (in.) & Weights (lbs.)

SIZES	LBS.	F/F	ØP	ØA	B	H OPEN	
3/8	*003	2.2	2.87	0.25	0.69	0.37	2.09
1/2	*004	2.2	2.87	0.37	0.86	0.37	2.09
3/4	*006	2.64	3.14	0.5	1.07	0.49	2.2
1	*010	4.62	3.93	0.69	1.33	0.49	2.6
1 1/4	*012	8.8	5.71	0.94	1.68	0.49	3.39
1 1/2	*014	10.34	5.71	1.13	1.92	0.49	3.39
2	*020	16.94	6.30	1.44	2.41	0.63	4.09

Performance Standard

Class 800		
Hydro Test Pressure	Shell/Body	3000 PSI
	Seat	2175 PSI
Suitable Temp.	-20~800° F	
Suitable Media	Water, Steam, Oil, Etc.	

Technical Requirements

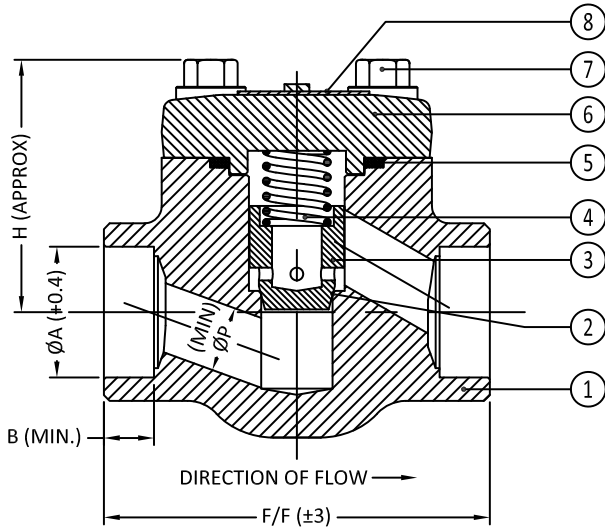
1. Design and Manufacture conform to API 602
2. Test and Inspect conform to API 598
3. Face-to-face dimension conform to manufacturer's standard
4. SW ends conform to ASME B1.20.1

Forged Steel Piston Check Valve

Class 1500 • Conventional Port • Socket Weld

Figure Number: GB3874XUW

- Piston Check Valve
- Conventional Port
- Bolted Bonnet
- Socket Weld Ends



Materials of Construction

No.	Part	Material
1	BODY	ASTM A105N
2	SEAT RING	INTEGRAL + ST.6
3	PLUG	ASTM A 276 TYPE SS-410
4	SPRING	ASTM A 313 SS-304
5	GASKET	SS-316 SPIRAL WOUNDED+GRAPHITE
6	CHECK PLATE	ASTM A105N
7	HEX BOLT	ASTM A 193 GR. B7
8	NAME PLATE	STAINLESS STEEL

Dimensions (in.) & Weights (lbs.)

SIZES	LBS.	F/F	ØP	ØA	B	H OPEN	
3/8	*003	3.3	2.87	0.19	0.69	0.37	2.2
1/2	*004	3.3	3.14	0.31	0.86	0.37	2.2
3/4	*006	6.1	3.93	0.35	1.07	0.49	2.6
1	*010	10.1	5.71	0.55	1.33	0.49	3.39
1 1/4	*012	16.2	5.71	0.79	1.68	0.49	3.39
1 1/2	*014	19.8	6.3	0.98	1.92	0.49	4.09
2	*020	49.9	6.77	1.06	2.41	0.63	5

Performance Standard

Class 1500		
Hydro Test Pressure	Shell/Body	5550 PSI
	Seat	4125 PSI
Suitable Temp.	-20~800° F	
Suitable Media	Water, Steam, Oil, Etc.	

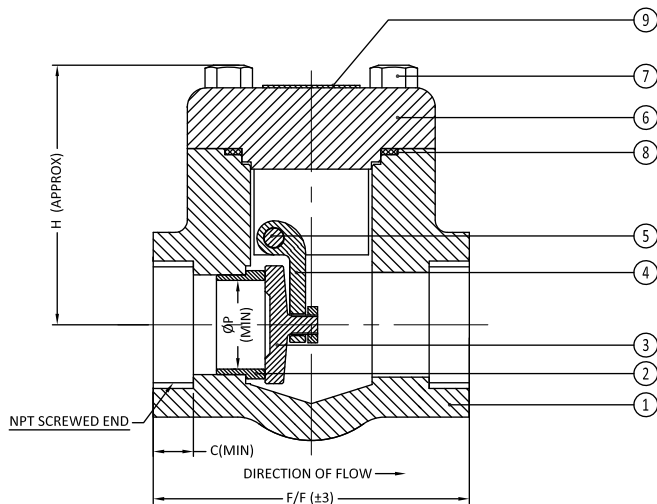
Technical Requirements

1. Design and Manufacture conform to API 602
2. Test and Inspect conform to API 598
3. Face-to-face dimension conform to manufacturer's standard
4. SW ends conform to ASME B1.20.1

Forged Steel Swing Check Valve Class 800 • Conventional Port • NPT

Figure Number: GB3675XUT

- Swing Check valve
- Conventional Port
- Bolted Bonnet
- NPT Ends



Materials of Construction

No.	Part	Material
1	BODY	ASTM A105N
2	SEAT RING	ASTM A 276 TYPE SS 410 + ST.6
3	DISC	ASTM A 276 TYPE SS 410
4	HINGE	ASTM A 351 GR. CF8M
5	HINGE PIN	ASTM A 276 TYPE SS 316
6	BONNET	ASTM A105N
7	HEX BOLT	ASTM A 193 GR. B7
8	GASKET	SS-316 SPIRAL WOUNDED+GRAPHITE
9	NAME PLATE	STAINLESS STEEL

Dimensions (in.) & Weights (lbs.)

SIZES		LBS.	F/F	ØP	C	H
½	*004	2.2	2.87	0.37	0.55	2.09
¾	*006	2.64	3.15	0.50	0.59	2.20
1	*010	4.62	3.94	0.69	0.75	2.60
1 ¼	*012	10.56	4.72	0.94	0.75	3.39
1 ½	*014	10.34	4.72	1.13	0.75	3.39
2	*020	16.94	5.12	1.44	0.79	4.09

Performance Standard

Class 800		
Hydro Test Pressure	Shell/Body	3000 PSI
	Seat	2175 PSI
Suitable Temp.	-20~800° F	
Suitable Media	Water, Steam, Oil, Etc.	

Technical Requirements

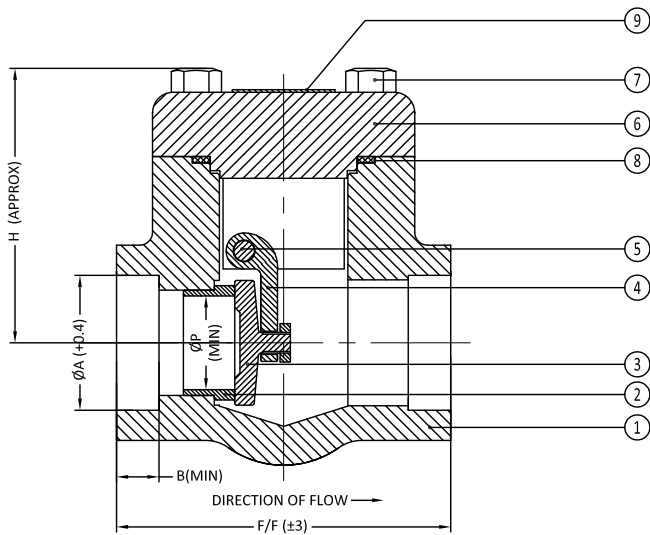
1. Design and Manufacture conform to API 602
2. Test and Inspect conform to API 598
3. Face-to-face dimension conform to manufacturer's standard
4. NPT ends conform to ASME B1.20.1

Forged Steel Swing Check Valve

Class 800 • Conventional Port • Socket Weld

Figure Number: GB3675XUW

- Swing check valve
- Conventional Port
- Bolted Bonnet
- Socket Weld Ends



Materials of Construction

No.	Part	Material
1	BODY	ASTM A105N
2	SEAT RING	INTEGRAL + ST.6
3	PLUG	ASTM A 276 TYPE SS-410
4	SPRING	ASTM A 313 SS-304
5	GASKET	SS-316 SPIRAL WOUNDED+GRAPHITE
6	CHECK PLATE	ASTM A105N
7	HEX BOLT	ASTM A 193 GR. B7
8	NAME PLATE	STAINLESS STEEL

Dimensions (in.) & Weights (lbs.)

SIZES	LBS.	F/F	ØP	ØA	B	H OPEN	
½	*004	2.2	2.87	0.37	0.86	0.37	2.09
¾	*006	2.64	3.15	0.50	1.07	0.49	2.20
1	*010	4.62	3.94	0.69	1.33	0.49	2.60
1¼	*012	8.8	4.72	0.94	1.68	0.49	3.39
1½	*014	10.34	4.72	1.13	1.92	0.49	3.39
2	*020	16.94	5.12	1.44	2.41	0.63	4.09

Performance Standard

Class 1500		
Hydro Test Pressure	Shell/Body	3000 PSI
	Seat	2175 PSI
Suitable Temp.	-20~800° F	
Suitable Media	Water, Steam, Oil, Etc.	

Technical Requirements

1. Design and Manufacture conform to API 602
2. Test and Inspect conform to API 598
3. Face-to-face dimension conform to manufacturer's standard
4. SW ends conform to ASME B16.11

Pressure Temperature A105N

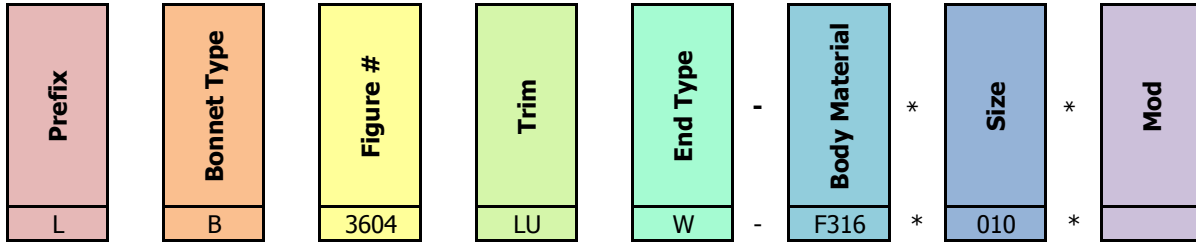
Temperature °F	Max Pressure (PSI)	
	800# Valves	1500# Valves
-20–100	1975	3705
200 °F	1810	3395
300 °F	1745	3270
400 °F	1690	3170
500 °F	1610	3015
600 °F	1515	2840
650 °F	1465	24745
700 °F	1415	2665
750 °F	1350	2535
*800 °F	1100	2055

*Max temperature is 800°F

Temperature °C	Max Pressure (MPa)	
	800# Valves	1500# Valves
-29–38	13.62	25.53
50 °C	13.37	25.06
100 °C	12.43	23.3
150 °C	12.02	22.54
200 °C	11.68	21.9
250 °C	11.18	20.9
300 °C	10.62	19.91
325 °C	10.32	19.36
350 °C	10.02	18.78
375 °C	9.7	18.18
400 °C	9.26	17.36
*425 °C	7.67	14.38

*Max temperature is 425°C

Ordering Information



Prefix	
L	API 624 LE Graphite (Gate or Globe)
G	Check Valve

Bonnet Type	
B	Bolted Bonnet
W	Welded Bonnet
P	Pressure Seal Bonnet
F(_)	Full Port () Bonnet
Y(_)	Y Pattern () Bonnet

Figure #		
3510	Gate	150 (Flanged Only)
3514	Gate	300 (Flanged Only)
3604	Gate	600 (Flanged Only)
3604	Gate	800
3804	Gate	1500
3904	Gate	2500
3655	Globe	150 (Flanged Only)
3656	Globe	300 (Flanged Only)
3644	Globe	600 (Flanged Only)
3644	Globe	800
3844	Globe	1500
3944	Globe	2500
3664	Lift Check	150 (Flanged Only)
3684	Lift Check	300 (Flanged Only)
3674	Lift Check	600 (Flanged Only)
3674	Lift Check	800
3874	Lift Check	1500
3974	Lift Check	2500
3665	Swing Check	150 (Flanged Only)
3685	Swing Check	300 (Flanged Only)
3675	Swing Check	600 (Flanged Only)
3675	Swing Check	800
3875	Swing Check	1500
3975	Swing Check	2500

Trim				
Code	API #	Disc	Seat	Stem
U	5	HF	HF	410 ss
XU	8*	410ss	HF	410 ss
A	9#	Monel	Monel	Monel
L	10	316ss	316 ss	316 ss
AU	11#	Monel	HF	Monel
LU	12	316ss	HF	316 ss
T	13	Alloy 20	Alloy 20	Alloy 20
TU	14	Alloy 20	HF	Alloy 20
LUU	16	HF	HF	316 ss
TUU	18	HF	HF	Alloy 20

End Type	
B	Butt Weld
F	Flanged
R	Ring Joint
T	Threaded
T x W	Threaded x Socket weld
W	Socket Weld

NACE MRO 175 - Add N after End code

Body Material	
∅	A105N
LF2	LCC
F11	WC6
F22	WC9
F5	C5
F91	C12A
F304	304ss
F316	316ss

Size	
002	1/4"
003	3/8"
004	1/2"
006	3/4"
010	1"
012	1 1/4"
014	1 1/2"
020	2"

Notes



Crane ChemPharma & Energy
 Crane Energy Headquarters
 4526 Research Forest Drive, Suite 400
 The Woodlands, Texas 77381 U.S.A
 Phone: +1 936-271-6500
 Fax +1 936-271-6510
 www.cranecpe.com

CRANE Cast Steel Customer Service
 2129 3rd Avenue, S.E.
 Cullman, Alabama 35055
 Tel.: (1) 256-775-3800
 Fax.: (1) 256-775-3860

brands you trust.



Crane Co., and its subsidiaries cannot accept responsibility for possible errors in catalogues, brochures, other printed materials, and website information. Crane Co. reserves the right to alter its products without notice, including products already on order provided that such alteration can be made without changes being necessary in specifications already agreed. All trademarks in this material are property of the Crane Co. or its subsidiaries. The Crane and Crane brands logotype, in alphabetical order, (ALOYCO®, CENTER LINE®, COMPAC-NOZ®, CRANE®, DEPA®, DUO-CHEK®, ELRO®, FLOWSEAL®, JENKINS®, KROMBACH®, NOZ-CHEK®, PACIFIC VALVES®, RESISTOFLEX®, REVO®, SAUNDERS®, STOCKHAM®, UNI-CHEK®, WESTLOCK CONTROLS®, WTA®, and XOMOX®) are registered trademarks of Crane Co. All rights reserved.